

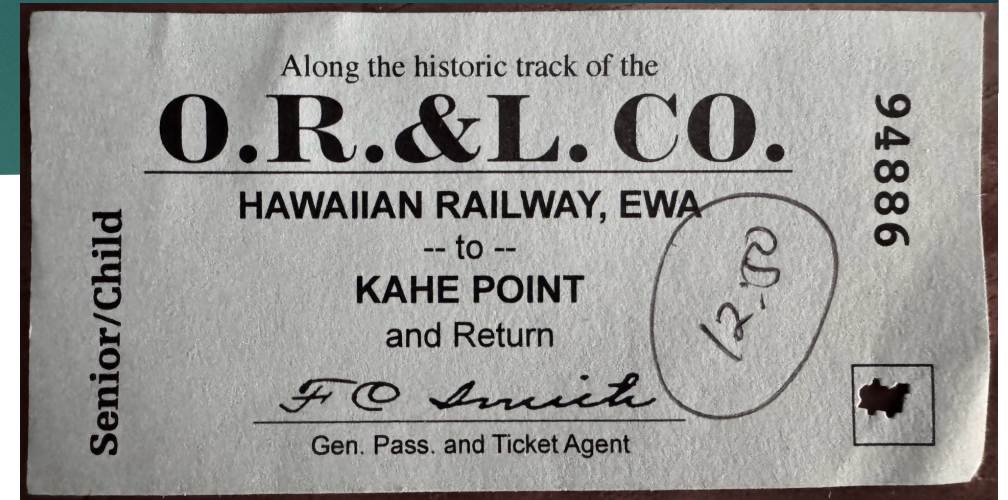


Oahu Railway & Land Co.

AND RELATED RAILWAYS - 2024

Overview

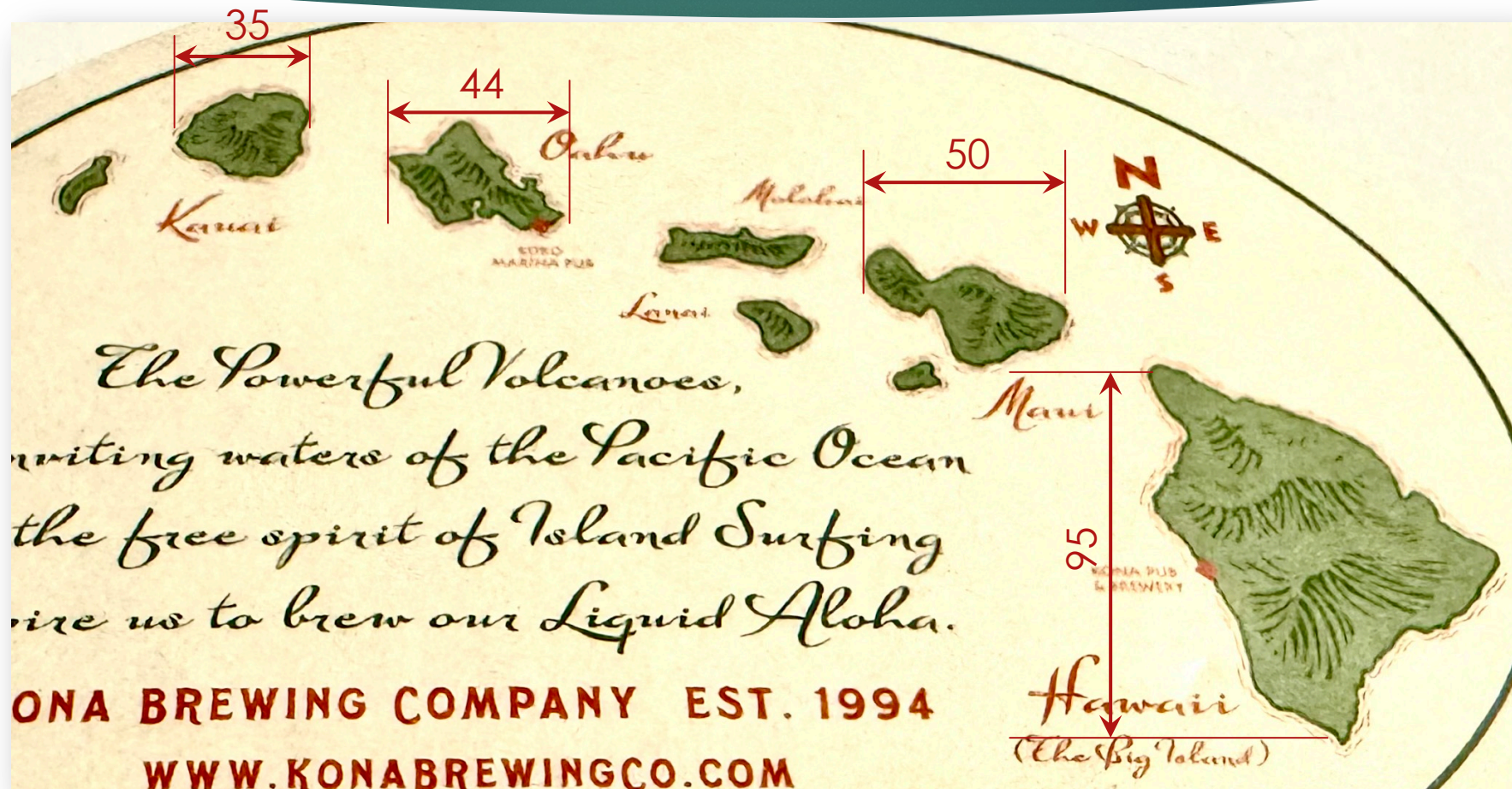
- ▶ 16 years visiting Hawaii
- ▶ OR&L runs right by our resort on Oahu
- ▶ Restoration and operation by Hawaiian Railway Society
- ▶ In 2016 we visited the train yard in Ewa
- ▶ In 2024, we finally rode the train
- ▶ Related activities
 - ▶ Walk the Koko Head tramway
 - ▶ Other Hawaiian railways



Orientation



Does Size Matter?



The Beginning - 1889

- ▶ Benjamin Dillingham arrives 1885
- ▶ Dreams of agriculture for the Ewa plain
- ▶ Needs water & transportation
- ▶ The 1889 "bet"
- ▶ 12-Ton Baldwin built 1889



Early Years

- ▶ 3' narrow gauge railroad with double track main line
- ▶ Unclear relationship (to me) to existing commercial and military railroads
 - ▶ Kingdom of Hawaii's Public Works (quarry, etc.)
 - ▶ Oahu Sugar Company railroad
- ▶ Initially 12 miles from Honolulu to Aiea to support sugar cane harvesting – 1889
- ▶ 1892 – now 18.5 miles, reaching Dillingham's Ewa Plantation Company property
- ▶ 1897 – route completed past Wai'anāe and around Ka'ena Point
 - ▶ Dillingham built hotel at Haleiwa
- ▶ 1898 – route passes Waimea Bay, Ka'ena Point, Banzai Pipeline, Sunset Beach, around northern most point of island to the Kahuku sugar mill
- ▶ 1906 – branch line to central Oahu pineapple fields
- ▶ Early 1900's - ~160 miles of track



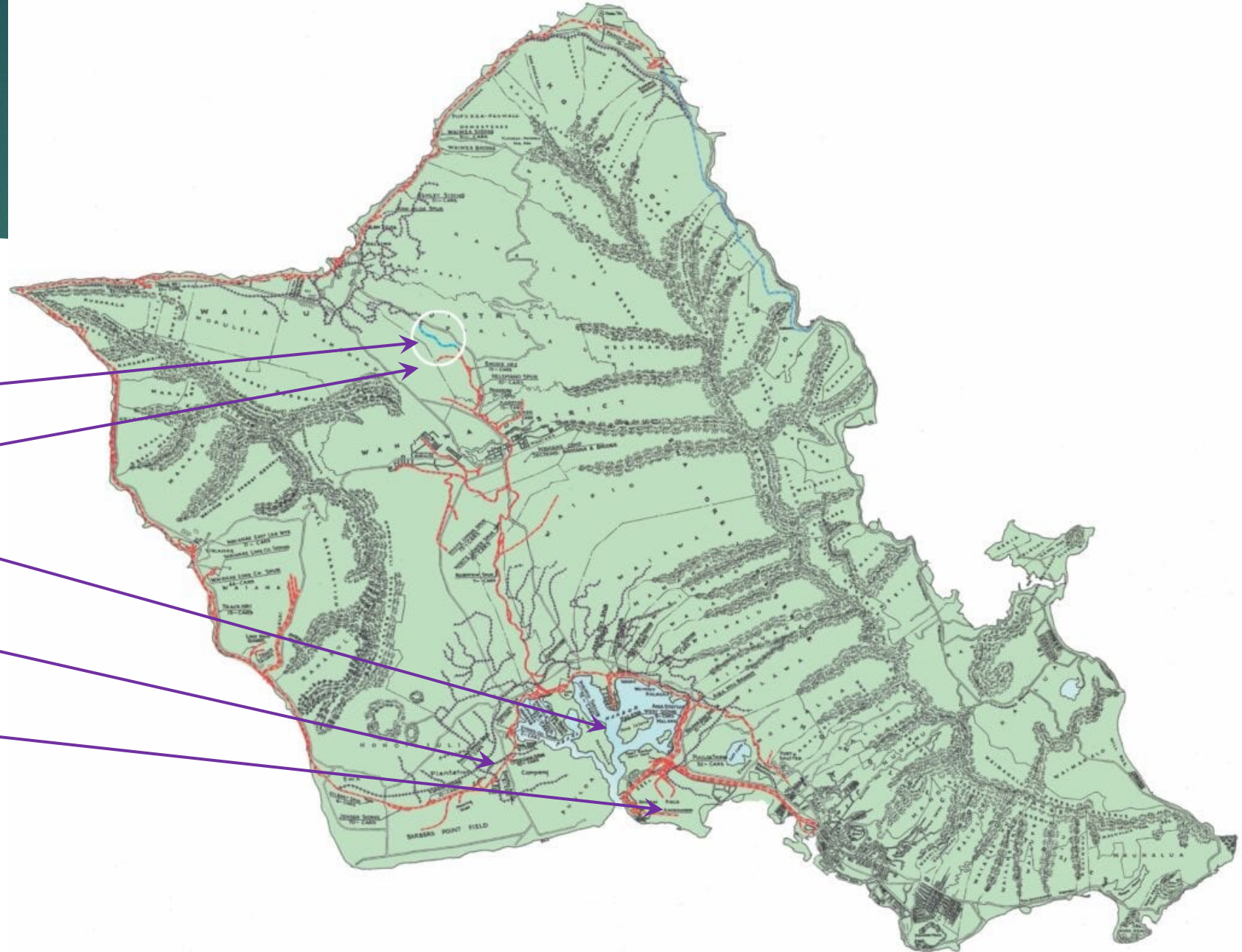
Aiea Station



Wai'anāe Station

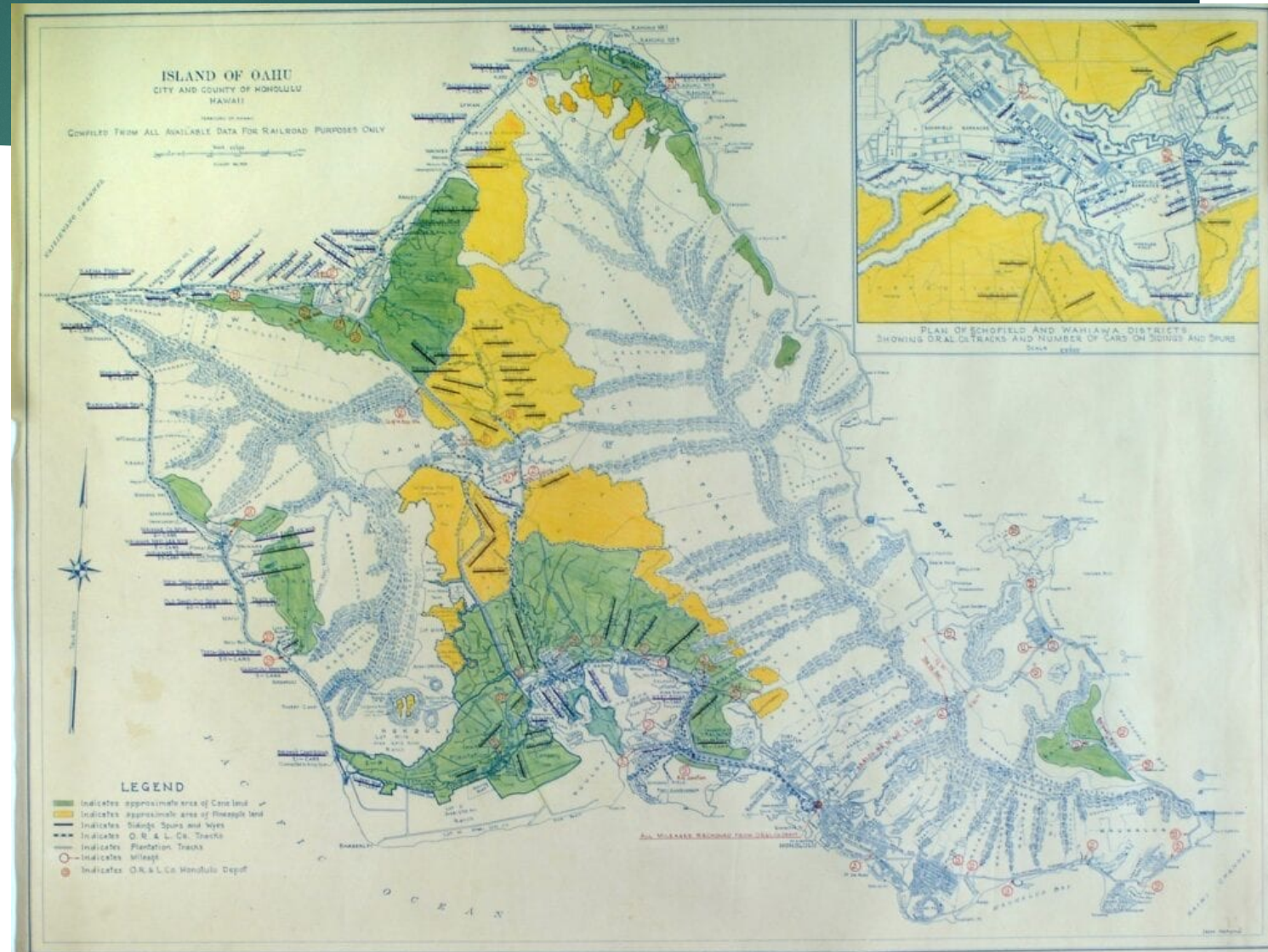
Key Locations

- ▶ Railroads in red
- ▶ Dole Plantation?
- ▶ Schofield Barracks
- ▶ Pearl harbor
- ▶ Hawaiian Railway Society, Ewa
- ▶ Honolulu Harbor & Kapālama Basin



Key Railroad Customers

- ▶ Sugar Cane in Green
- ▶ Pineapple in Yellow
- ▶ Military
- ▶ Public Transportation

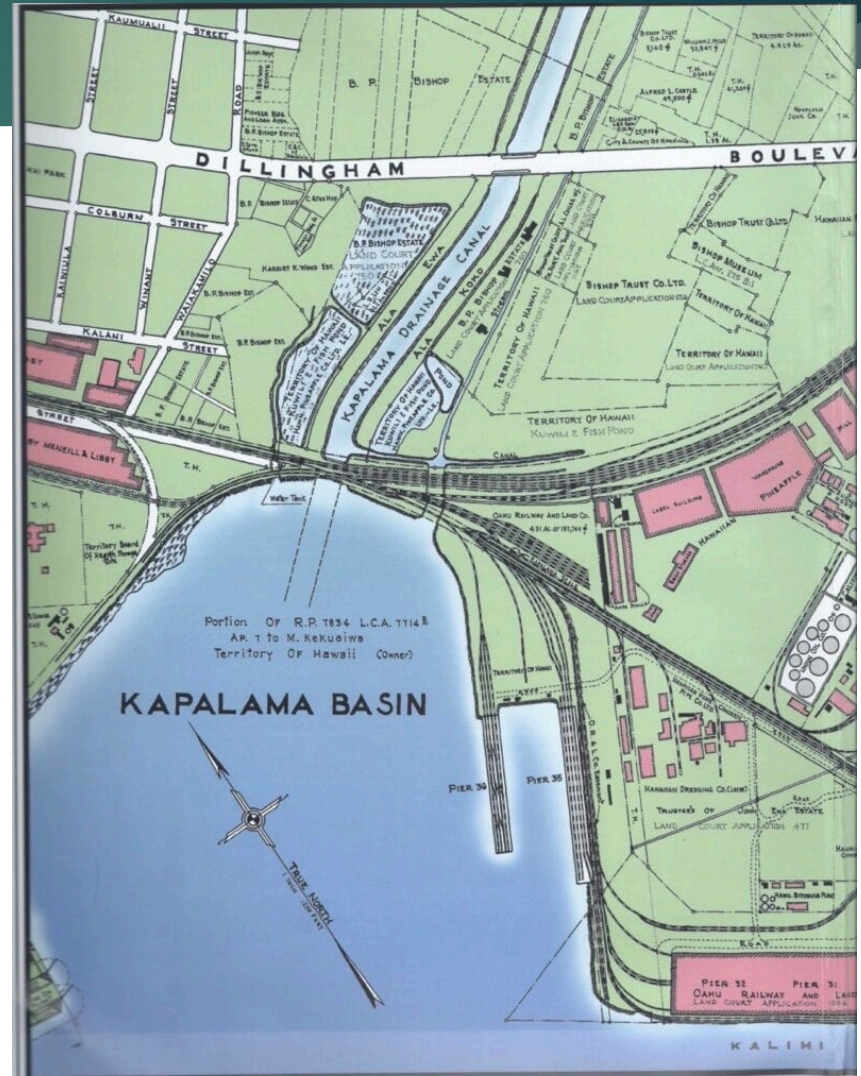
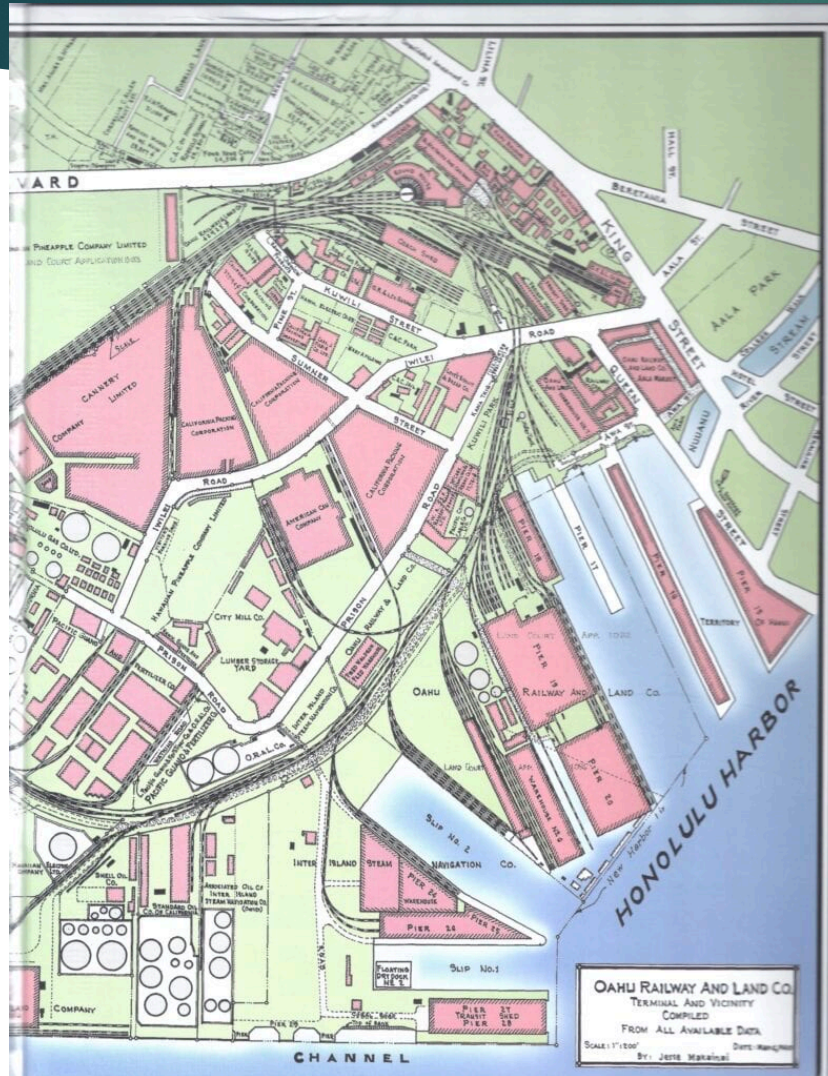


Non-agricultural services

- ▶ Hauled Honolulu garbage to Wai'anae coast
- ▶ Hauled sand from Wai'anae to Honolulu to build the Waikiki beaches
- ▶ Served military bases:
 - ▶ Pearl Harbor
 - ▶ Hickam Field
 - ▶ Barber's Point Naval Air Station
 - ▶ Schofield Barracks
 - ▶ Wheeler Army Airfield
- ▶ Passenger services
 - ▶ 18 passenger departures daily

Short, But Not a Short Line

Largest Class I Narrow Gauge Common Carrier in the US



The End

- ▶ 1930's – Traffic started declining due to automobiles & trucks
 - ▶ By WWII, passenger service all but stopped
- ▶ WWII – Busy time for railroad
 - ▶ Massive military traffic
 - ▶ Continued freight operations
 - ▶ 1944/1945 – nearly 2 million riders – military and civilian
- ▶ After war
 - ▶ Whole RR facility in bad shape
 - ▶ 1946
 - ▶ Most sugar workers on strike
 - ▶ Aleutian Islands earthquake sent 55' tsunami to Hawaii – wiped out most of railroad
- ▶ 1947 – Railroad mostly shut down (after 58 years of operation)
- ▶ 1970 - Hawaiian Railroad Society created to preserve remains of the RR
- ▶ 1975 – Track from Ewa to Nānākuli placed on national historic register
- ▶ Later – Ko Olina track ripped up (oops!) and then replaced

The 7-Mile Ride

HRS Yard to Kahe Point



HRS Yard in Ewa Beach



Our Ride – Converted Flat Cars



Yard Trackwork



Makai (Oceanside) Views

Harbor Industries, Ko Olina Resorts



At Kahe Point – End of Usable Line

View North Toward Maili



Challenges

Narrow Buildable ROW



North, Beyond Usable Track



Makai (Oceanside)

Challenges

Narrow Buildable ROW

Ka'ena Point – Looking South



Challenges

Narrow Buildable ROW

Ka'ena Point – Looking North



Ka'ena Point – Space Force Facility



Return Trip

Stop at Resort Marketplace for 🍦 😎



Locomotive 302

Name: Locomotive 302

Built: Whitcomb

Year: November 1944

Wheel Arrangement: 1A-A1

Fuel: Diesel Electric

Classification: Center Cab Switcher

History: These diesel electric engines provide more horsepower, replacing steam and small 2-axle diesels. At 45-tons, this model operates on light track and is versatile. As highway infrastructure improved, the demand for rail transportation decreased. Six of the eight engines built were sold and left the islands. The Navy donated engines #302 and #423 in 1975. They continue to operate regular public historic train rides at the HRS.



Original, Restored Trackwork in Ko Olina

- ▶ Ko Olina developer pulled up tracks listed on the National Register of Historic Places
- ▶ Developer re-installed that trackwork



USNAD Flatcar

US Navy Ammunition Depot



Safety First!



Mauka (Mountainside) Views



Mauka (Mountainside) Views



Mauka (Mountainside) Views Drainage



Back at the Yard



Back at the Yard



Back at the Yard



Back at the Yard



Back at the Yard



Back at the Yard

Passenger Coach – Then & Now



Parlor Car 64

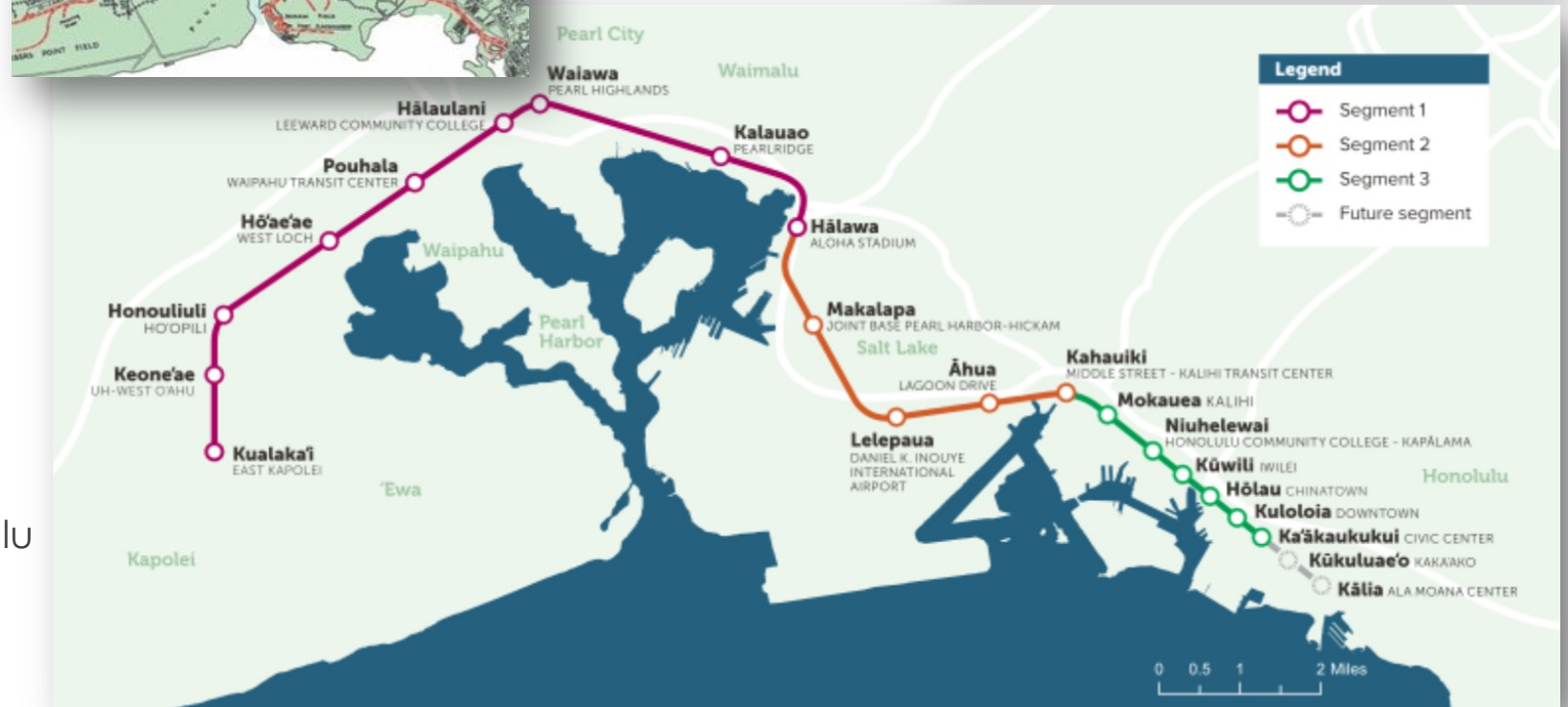
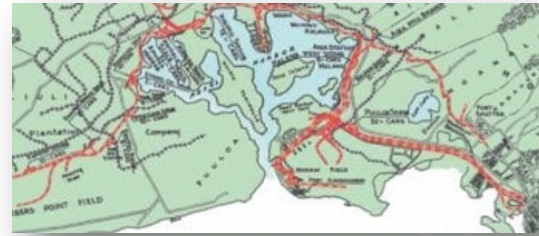
The ride not Taken

- ▶ Built 1900 for visiting royalty and dignitaries
- ▶ Oak, mahogany, birds-eye maple interiors
- ▶ Iron grillwork on observation platform
- ▶ Runs weekly excursions – 14 people @ \$35



Other Railways: Skyline Mass Transit

- ▶ 1960's – planning started
- ▶ 2005 – funding approved
- ▶ 2008 – voters approved
- ▶ 2011 – construction started
- ▶ 2023 – 1st segment opened
 - ▶ Kapolei to Aiea
 - ▶ 615,000 riders/month
- ▶ 2025 – Connect to Pearl Harbor, Airport, Middle Street
- ▶ 2031 – Complete to downtown Honolulu

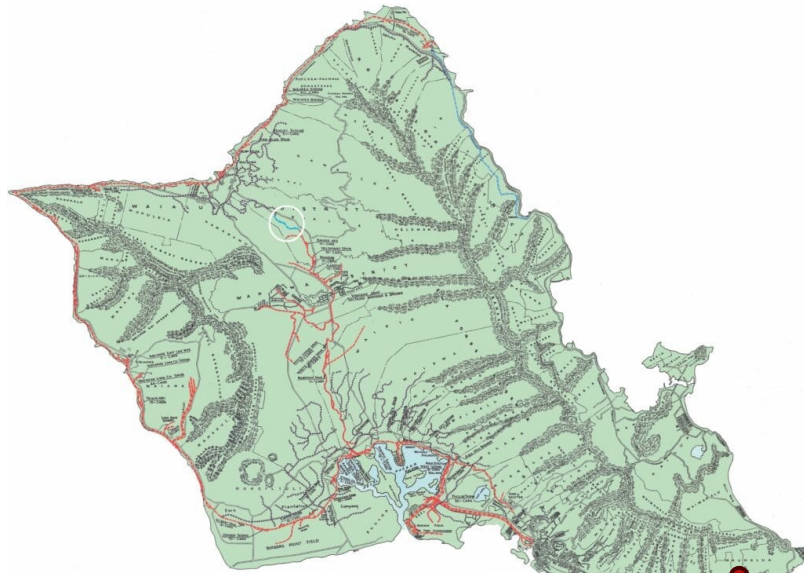


Other Railways: Skyline Mass Transit

- ▶ 10.8 miles
- ▶ Standard gauge
- ▶ 750 V
- ▶ Rolling stock: Hitachi Rail Italy Driverless Metro
- ▶ 2008 budget: \$4B
- ▶ 2021 - \$12.45B, 11 years late



Other Railways: Koko Head Tramway



- ▶ Waikiki
- ▶ Diamond Head
- ▶ **Koko Head**



Other Railways: Koko Head Tramway

- ▶ 1048 steps
- ▶ 1.5 mile
- ▶ 1200 feet elevation gain
- ▶ Difficulty: Easy (Ha!)



View from Koko Head: Hawaii Kai



Views from Koko Head



View from Koko Head: Hanauma Bay



Merci Car

- ▶ This car allocated to:
 - ▶ Washington DC
 - ▶ Territory of Hawaii
- ▶ Hawaii's contribution to Europe:
 - ▶ 2 boxcar loads of sugar



More Info

- ▶ Hawaiian Railroad Society: <https://www.hawaiianrailway.com>
- ▶ The Oahu Railway and Land Company: <https://oahurailway.com>
- ▶ Detailed history: https://en.wikipedia.org/wiki/Oahu_Railway_and_Land_Company
- ▶ Modeling a Plantation Railroad: Oahu Sugar Company: https://www.zelmeroz.com/album_model/members/kalis/nk_OahuSugarCo.pdf
- ▶ Skyline Rapid Transit: [https://en.wikipedia.org/wiki/Skyline_\(Honolulu\)](https://en.wikipedia.org/wiki/Skyline_(Honolulu))
- ▶ Library of Congress: <https://www.loc.gov/item/today-in-history/november-16/#:~:text=By%20the%20early%201900s%2C%20the,for%20Dillingham's%20railway%20followed%20suit.>
- ▶ Other Hawaiian Railroads:
 - ▶ https://en.wikipedia.org/wiki/List_of_Hawaii_railroads
 - ▶ <https://chroniclingamerica.loc.gov/lccn/sn82016413/1901-11-30/ed-3/seq-8/>